

Hardwired System Monitoring Inputs & Function



***In Alarm**
***Phoning**
***Nobody Home**
***Dialing**



***Pending**
***Inhibited**
***Out of Range**












***Normal**



***Offline**



***Unused**

Input	Description
	Input 129- Power Alarm: Monitors power to the Nodes. When this input goes into alarm it is indicating that the system is running on back-up power. Depending on your specific set up this may or may not be of immediate concern
	Input 130- Database Watch Alarm: Monitors the Node's connectivity to the Database where all programming and historical data is stored. While the database is inaccessible, the system will continue to function normally but may not be available (except by phone) until database connectivity is restored.
	Input 131-Buddy Watch : The buddy watch input watches the status of the next node above it numerically (ie. Node 1 watches Node 2, etc). The highest numerical node in the database watches the lowest numerical node in the database. If a node does not report in for approximately 3 minutes, the Buddy Watch monitoring that node will go into alarm. This is a serious indication of an alarm that requires immediate attention. This may also be an indication of a problem with telephone dial out function.
	Input 132- MPX 1 Com Watch- This input watches communication between the node and the MPX panel. It also watches communication between the MPX panel and its associated inputs (i.e. MPX 1=inputs 1-16, MPX2 = inputs 17-32, etc.). Any interruption in communications with said panel or associated input will trip this alarm. Clicking on the icon within our Client Workstation software will tell you exactly which input(s) is/are effected. Offline inputs will be displayed with a brown colored icon. Any inputs in an offline state will trigger the respective Comm Watch input. This should be treated as a serious and critical alarm.
	Input 133- MPX 1 Battery Watch- This input watches the AC/DC power supply of the physical MPX panel. The MPX panel battery will run for approximately 24 hours without AC power. This alarm should be addressed quickly but is not typically a dire emergency.
	Input 134 is the Com Watch for MPX 2, inputs 17-32. Please see Com Watch description for input 132.
	Input 135 is the Battery Watch for MPX 2, inputs 17-32. Please see Battery Watch description for input 133.
	Input 136 is the Com Watch for MPX 3, inputs 33-48. Please see Com Watch description for input 132.
	Input 137 is the Battery Watch for MPX 3, inputs 33-48. Please see Battery Watch description for input 133.

System Monitoring Inputs & Function



*In Alarm
*Phoning
*Nobody Home
*Dialing



*Pending
*Inhibited
*Out of Range



*Normal



*Offline



*Unused

Input	Description
 138	Input 138 is the Com Watch for MPX 4, inputs 49-64. Please see Com Watch description for input 132.
 139	Input 139 is the Battery Watch for MPX 4, inputs 49-64. Please see Battery Watch description for input 133.
 140	Input 140 is the Com Watch for MPX 5, inputs 65-80. Please see Com Watch description for input 132.
 141	Input 141 is the Battery Watch for MPX 5, inputs 65-80. Please see Battery Watch description for input 133.
 142	Input 142 is the Com Watch for MPX 6, inputs 81-96. Please see Com Watch description for input 132.
 143	Input 143 is the Battery Watch for MPX 6, inputs 81-96. Please see Battery Watch description for input 133.
 144	Input 144 is the Com Watch for MPX 7, inputs 97-112. Please see Com Watch description for input 132.
 145	Input 145 is the Battery Watch for MPX 7, inputs 97-112. Please see Battery Watch description for input 133.
 146	Input 146 is the Com Watch for MPX 8, inputs 113-128. Please see Com Watch description for input 132.
 147	Input 147 is the Battery Watch for MPX 8, inputs 113-128. Please see Battery Watch description for input 133.